

# **Uddeholm**

## **Ramax<sup>®</sup> HH**

## Uddeholm Ramax® HH

Uddeholm Ramax HH provides several benefits:

- The product offers uniform hardness in all dimensions combined with excellent indentation resistance.
- It is a corrosion resistant grade which prevents clogging of the water cooling channels that could otherwise affect cycle time consistency.

Uddeholm Ramax HH is supplied at a hardness level that is higher than other corrosion resistant prehardened grades, resulting in a more durable mould and a longer life time.

By combining Uddeholm Ramax HH with one of our other products within the Stainless Concept, you can create a completely stainless mould.

Uddeholm Ramax HH is a part of the Uddeholm Stainless Concept.

© UDDEHOLMS AB

No part of this publication may be reproduced or transmitted for commercial purposes without permission of the copyright holder.

This information is based on our present state of knowledge and is intended to provide general notes on our products and their uses. It should not therefore be construed as a warranty of specific properties of the products described or a warranty for fitness for a particular purpose.

Classified according to EU Directive 1999/45/EC  
For further information see our "Material Safety Data Sheets".

Edition 6, 04.2016



## GENERAL

Uddeholm Ramax HH is a chromium alloyed stainless holder steel, which is supplied in the hardened and tempered condition.

Uddeholm Ramax HH is characterized by

- Good corrosion resistance
- Uniform hardness even in large dimensions
- Good indentation resistance
- Good machinability

These properties combine to give a steel with outstanding production performance. The practical benefits of **good corrosion resistance** can be summarized as follows:

- Lower mould maintenance cost
- Lower production costs since water cooling channels are unaffected by corrosion, ensuring consistent cycle time

The practical benefit of the **relatively high hardness** for a prehardened grade can be summarized as:

- less indentations
- less wear

leading to lower mould maintenance cost and longer life.

Typical analysis %	C	Si	Mn	Cr	Mo	Ni	V	S	+N
	0.12	0.2	1.3	13.4	0.5	1.6	0.2	0.1	
Delivery condition	Hardened and tempered to approx. 320–350 HB								
Colour code	Black/brown with white line across								

## APPLICATIONS

- Holders/bolsters for plastic moulds.
- Plastic and rubber moulds with low requirements on polishability
- Dies for plastic extrusion
- Constructional parts

## PROPERTIES

### PHYSICAL DATA

Hardened and tempered to ~340 HB. Data at room and elevated temperatures.

Temperature	20°C (68°F)	200°C (390°F)
Density kg/m <sup>3</sup> lbs/in <sup>3</sup>	7 700 0.280	– –
Modulus of elasticity Mpa psi	215 000 31.2 x 10 <sup>6</sup>	205 000 29.7 x 10 <sup>6</sup>
Coefficient of thermal expansion per °C from 20°C per °F from 68°F	– –	10.8 x 10 <sup>-6</sup> 6.0 x 10 <sup>-6</sup>
Thermal conductivity* W/m °C Btu in/ft <sup>2</sup> h °F	– –	24 166
Specific heat capacity J/kg °C Btu/lb°F	460 0.110	–


\* Thermal conductivity is very difficult to measure. The scatter can be as high as ±15%

### TENSILE STRENGTH

Approximate values. Samples were taken from a bar 255 x 60 mm (10 x 2.4") in length direction. Hardness: ~340 HB.

Testing temperature	20°C (68°F)	200°C (390°F)
Tensile strength Rm MPa psi	1 140 1.65 x 10 <sup>5</sup>	1 020 1.48 x 10 <sup>5</sup>
Yield strength Rp <sub>0.2</sub> MPa psi	990 1.44 x 10 <sup>5</sup>	920 1.33 x 10 <sup>5</sup>
Reduction of area Z, %	46	48
Elongation A <sub>5</sub> , %	12	10

Note: The high sulphur content gives lower mechanical properties in the transverse compared with the longitudinal direction.



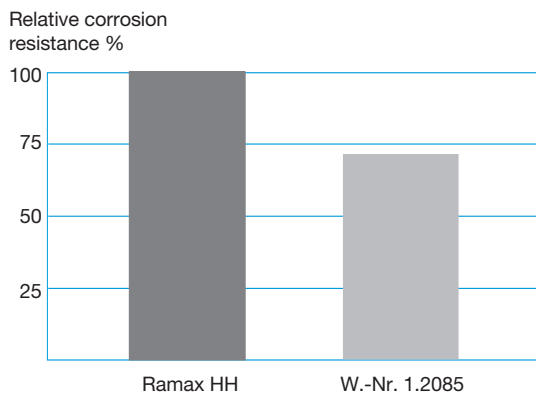
Holder plate.

## CORROSION RESISTANCE

Holders made from Uddeholm Ramax HH will have good resistance to corrosion caused by humid working and storage conditions and when moulding corrosive plastics under normal production conditions.

In the graph below values from potentiodynamic polarization curves has been evaluated to show the difference in general corrosion resistance between Uddeholm Ramax HH and W.-Nr. 1.2085.

Specimen size: 20 x 15 x 3 mm (0.8 x 0.6 x 0.12")



## HEAT TREATMENT

Uddeholm Ramax HH is intended for use in the as-delivered condition i.e. hardened and tempered to ~340 HB.

When the steel is to be heat treated to higher hardness, instructions below are to be followed.

*However, note that an increased hardness yields a lower toughness.*

### SOFT ANNEALING

Protect the steel and heat through to 740°C (1365°F). Cool at 15°C (30°F) per hour to 550°C (1020°F), then freely in air.

### STRESS RELIEVING

After rough machining the tool should be heated through to max. 530°C (985°F), holding time 2 hours, then cool freely in air.

## HARDENING

*Note:* The steel should be annealed before hardening.

*Preheating temperature:* 500–600°C (930–1110°F).

*Austenitizing temperature:* 980–1020°C (1795–1870°F).

The steel should be heated through to the austenitizing temperature and held at temperature for 30 minutes.

*Protect the tool against decarburization and oxidation during the hardening process.*

## QUENCHING MEDIA

- Oil
- Fluidized bed or salt bath at 250–550°C (480–1020°F), then cool in air blast
- Vacuum with sufficient positive pressure
- High speed gas/circulating atmosphere

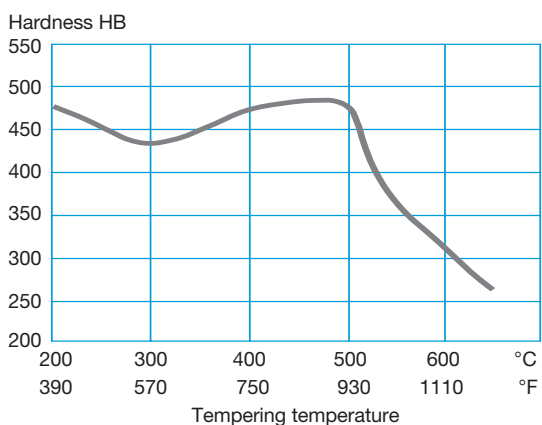
In order to obtain the optimum properties, the cooling rate should be as fast as possible within acceptable distortion limits. Temper the tool as soon as its temperature reaches 50–70°C (120–160°F).

## TEMPERING

Choose the tempering temperature according to the hardness required by reference to the tempering graph. Temper twice with intermediate cooling to room temperature. Lowest tempering temperature 250°C (480°F). Holding time at temperature minimum 2 hours.

*Austenitizing temperature:* 1000°C (1830°F), 30 minutes

*Holding time:* 2 + 2h




# MACHINING RECOMMENDATIONS

The cutting data below are to be considered as guiding values which must be adapted to existing local conditions. More information can be found in the Uddeholm publication "Cutting data recommendations".

## TURNING

Cutting data parameters	Turning with carbide		Turning with HSS Fine turning
	Rough turning	Fine turning	
Cutting speed ( $v_c$ ) m/min. f.p.m.	110-160 360-525	160-210 525-690	18-23 59-75
Feed (f) mm/rev i.p.r.	0.2-0.4 0.008-0.016	0.05-0.2 0.002-0.008	0.05-0.3 0.002-0.01
Depth of cut ( $a_p$ ) mm inch	2-4 0.08-0.16	0.5-2 0.02-0.08	0.5-3 0.02-0.12
Carbide designation ISO US	P20-P30 C6-C5 Coated carbide	P10 C7 Coated carbide or cermet	-

HSS = High Speed Steel



Machinability is a critical property during manufacturing of holder plates.

## MILLING

### FACE AND SQUARE SHOULDER MILLING

Cutting data parameters	Milling with carbide	
	Rough milling	Fine milling
Cutting speed ( $v_c$ ) m/min f.p.m.	110-160 360-525	160-200 525-656
Feed ( $f_z$ ) mm/tooth inch/tooth	0.2-0.4 0.008-0.016	0.1-0.2 0.004-0.008
Depth of cut ( $a_p$ ) mm inch	2-5 0.08-0.2	$\leq 2$ $\leq 0.08$
Carbide designation ISO US	P20-P40 C6-C5 Coated carbide	P10-P20 C7-C6 Coated carbide or cermet

### END MILLING

Cutting data parameters	Type of milling		
	Solid carbide	Carbide indexable insert	High speed steel
Cutting speed ( $v_c$ ) m/min f.p.m.	70-100 230-328	100-140 328-460	30-35 <sup>1)</sup> 98-115 <sup>1)</sup>
Feed ( $f_z$ ) mm/tooth inch/tooth	0.006-0.20 <sup>2)</sup> 0.0002-0.008 <sup>2)</sup>	0.06-0.20 <sup>2)</sup> 0.002-0.008 <sup>2)</sup>	0.01-0.35 <sup>2)</sup> 0.0004-0.014 <sup>2)</sup>
Carbide designation ISO US	-	P15-P40 C6-C5	-

<sup>1)</sup> For coated HSS end mill  $v_c = 50-55$  m/min. (164-180 f.p.m)

<sup>2)</sup> Depending on radial depth of cut and cutter diameter

## DRILLING

### HIGH SPEED STEEL TWIST DRILL

Drill diameter		Cutting speed ( $v_c$ )		Feed (f)	
inch	mm	f.p.m.	m/min	i.p.r.	mm/rev
-3/16	$\leq 5$	46-52*	14-16*	0.002-0.004	0.05-0.10
3/16-3/8	5-10	46-52*	14-16*	0.004-0.008	0.10-0.20
3/8-5/8	10-15	46-52*	14-16*	0.008-0.010	0.20-0.25
5/8-3/4	15-20	46-52*	14-16*	0.010-0.012	0.25-0.30

\* For coated HSS drill  $v_c = 24-26$  m/min. (79-85 f.p.m.)

### CARBIDE DRILL

Cutting data parameters	Type of drill		
	Indexable insert	Solid carbide	Carbide tipped <sup>1)</sup>
Cutting speed (v <sub>c</sub> ) m/min f.p.m.	180–200 590–656	90–110 295–360	60–90 197–295
Feed (f) mm/rev i.p.r.	0.05–0.15 <sup>2)</sup> 0.002–0.006 <sup>2)</sup>	0.08–0.20 <sup>3)</sup> 0.003–0.008 <sup>3)</sup>	0.15–0.25 <sup>4)</sup> 0.006–0.01 <sup>4)</sup>

<sup>1)</sup> Drill with replaceable or brazed carbide tip

<sup>2)</sup> Feed rate for drill diameter 20–40 mm (0.8”–1.6”)

<sup>3)</sup> Feed rate for drill diameter 5–20 mm (0.2”–0.8”)

<sup>4)</sup> Feed rate for drill diameter 10–20 mm (0.4”–0.8”)

### GRINDING

A general grinding wheel recommendation is given below. More information can be found in the Uddeholm publication “Grinding of Tool Steel”.

Type of grinding	Wheel recommendation
Face grinding straight wheel	A 46 HV
Face grinding segments	A 36 GV
Cylindrical grinding	A 60 KV
Internal grinding	A 60 JV
Profile grinding	A 120 JV

### POLISHABILITY

As other sulphurized steel the polishability is affected by the higher amount of sulphide inclusions and for that reason Uddeholm Ramax HH should only be used in tools with low to moderate demands on polishability.

### WELDING

Good results when welding tool steel can be achieved if proper precautions are taken during welding (elevated working temperature, joint preparation, choice of consumables and welding procedure).

Welding method	TIG (GTAW)		MMA (SMAW)
Working temperature	200–250°C (390–480°F)		200–250°C (390–480°F)
Welding consumables	STAVAX TIG-WELD	Austenitic stainless steel Type ER312	Austenitic stainless steel Type E312
Hardness after welding	54–56 HRC	28–30 HRC	28–30 HRC
Hardness after tempering* 2 x 2h at 530°C (990°F)	50–52 HRC	28–30 HRC	28–30 HRC
1 x 2h at 600°C (1220°F)	41–43 HRC	–	–

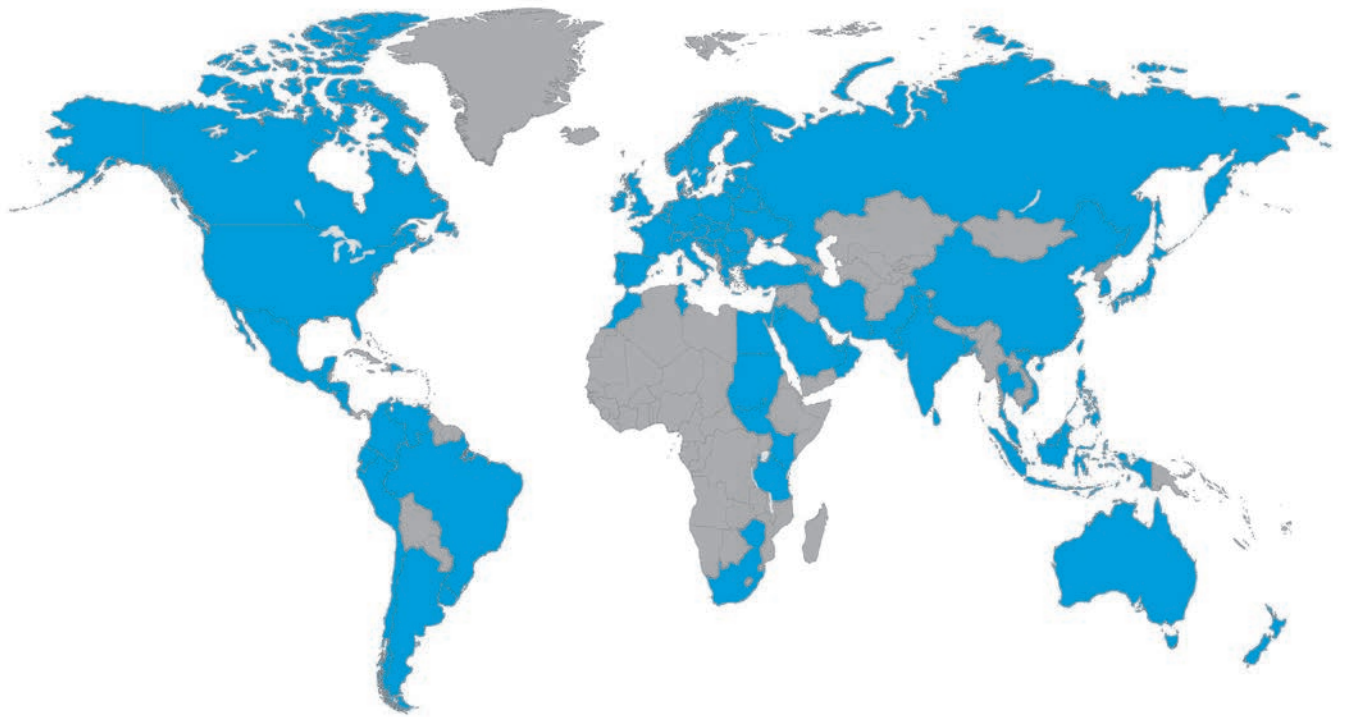
\* A tempering temperature higher than 530°C (990°F) causes a reduction of the base material hardness. Tempering at 600°C (1220°F) reduce the hardness of the base material with 2–3 HRC.

Uddeholm Ramax HH has a high sulphur content, which means an increased risk for hot cracking during welding. To minimize the risk, keep the dilution as low as possible.

Further information is given in the Uddeholm brochure “Welding of Tool Steel”.

### FURTHER INFORMATION

Please contact your local Uddeholm office for further information on the selection, heat treatment and application of Uddeholm tool steel, including the publication “Steel for Moulds”.



## **NETWORK OF EXCELLENCE**

Uddeholm is present on every continent. This ensures you high-quality Swedish tool steel and local support wherever you are. We secure our position as the world's leading supplier of tooling materials.

Uddeholm is the world's leading supplier of tooling materials. This is a position we have reached by improving our customers' everyday business. Long tradition combined with research and product development equips Uddeholm to solve any tooling problem that may arise. It is a challenging process, but the goal is clear – to be your number one partner and tool steel provider.

Our presence on every continent guarantees you the same high quality wherever you are. We secure our position as the world's leading supplier of tooling materials. We act worldwide. For us it is all a matter of trust – in long-term partnerships as well as in developing new products.

For more information, please visit [www.uddeholm.com](http://www.uddeholm.com)