

Uddeholm
Vancron[®] 40
SuperClean

Uddeholm Vancron® 40 SuperClean

Uddeholm Vancron 40 SuperClean is a nitrided powder tool steel, which means that a “surface coating” is already integrated into the finished tooling material. The result is a tool surface with very low friction that reduces galling or sticking of the material.

Uddeholm Vancron 40 SuperClean offers the possibility of eliminating time- and cost-consuming surface coatings like PVD or TD. This is achieved already in the manufacturing process of Uddeholm Vancron 40 SuperClean by introducing an extra nitriding operation.

Benefits for the tool user include improved and consistent quality of the manufactured parts, especially regarding the surfaces. More reliable delivery time and higher utilization of the production equipment are also benefits, with fewer disturbances and interruptions in production. Further improvements include simplified maintenance, which can often be made in-house as no surface coating is required; and as well, total tool life is increased.

The tool maker can produce a high quality tool that does not require any surface coating, which means a shorter delivery time and freedom to make adjustments after the heat treatment.

In total this means that the product quality will be uniform from the first part produced to the last and that a tool manufactured in Uddeholm Vancron 40 SuperClean will make it easier for you to keep your promises!

VANCRON® IS A TRADEMARK REGISTERED BY UDDEHOLMS AB

© UDDEHOLMS AB

No part of this publication may be reproduced or transmitted for commercial purposes without permission of the copyright holder.

This information is based on our present state of knowledge and is intended to provide general notes on our products and their uses. It should not therefore be construed as a warranty of specific properties of the products described or a warranty for fitness for a particular purpose.

Classified according to EU Directive 1999/45/EC
For further information see our “Material Safety Data Sheets”.

Edition 11, 09.2016



CRITICAL TOOL STEEL PROPERTIES

FOR GOOD TOOL PERFORMANCE

In many cold work applications tools are surface coated in order to prevent galling and adhesive wear.

Furthermore it is important to have the correct hardness for the applications as well as a sufficient ductility and toughness in order to prevent premature failure due to chipping/crack formation.

Uddeholm Vancron 40 SuperClean is a nitrided powder metallurgical tool steel offering an excellent combination of galling resistance and adhesive wear resistance.

FOR TOOL MAKING

- Machinability
- Heat treatment
- Grinding
- Dimensional stability in heat treatment
- Surface treatment

Tool making with highly alloyed tool steel means that machining and heat treatment are often more of a problem than with the lower alloy grades. This can, of course, raise the cost of tool making.

The powder manufacturing route used for Uddeholm Vancron 40 SuperClean means that its machinability is superior to that of similar conventionally produced grades and some highly alloyed cold work tool steel.

The dimensional stability of Uddeholm Vancron 40 SuperClean in heat treatment is good and predictable compared to conventionally produced high alloy steel.

Uddeholm Vancron 40 SuperClean is designed to be used without surface coating as it contains a high amount of low friction vanadium rich nitrides in the matrix.

APPLICATIONS

Uddeholm Vancron 40 SuperClean is a cold work tool steel with an excellent galling/adhesive wear profile, which makes the steel ideal for severe production conditions and/or long run production in applications where surface coated tool steel is needed. The work materials in these applications are often soft/adherent materials such as austenitic and ferritic stainless steel, mild steel, copper, aluminium, etc.

Uddeholm Vancron 40 SuperClean should be used in cold work applications where the predominant failure mechanisms are adhesive wear or galling.

Typical applications are:

- Blanking and forming
- Cold extrusion
- Deep drawing
- Powder pressing
- An alternative to tooling when coatings and cemented carbide used to be the only solution

GENERAL

Uddeholm Vancron 40 SuperClean is a Cr-Mo-W-V-N alloyed cold work tool steel, which is characterized by

- Very high adhesive wear resistance
- Very high galling resistance
- Good chipping and cracking resistance
- High compressive strength
- Good through hardening properties
- Good dimensional stability in hardening
- Very good resistance to tempering back
- Good WEDM properties

Typical analysis %	C	N	Si	Mn	Cr	Mo	W	V
	1.1	1.8	0.5	0.4	4.5	3.2	3.7	8.5
Standard specification	None							
Delivery condition	Soft annealed to approx. 300 HB							
Colour code	Dark blue/Gold							

PROPERTIES

PHYSICAL DATA

After hardening and tempering to 61 HRC

Temperature	20°C (68°F)	200°C (390°F)	400°C (750°F)
Density kg/m ³ lbs/in ³	7 700 0.278	-	-
Modulus of elasticity MPa psi	236 000 35.2 x 10 ⁶	227 000 32.9 x 10 ⁶	213 000 30.9 x 10 ⁶
Coefficient of thermal expansion per °C from 20°C °F from 68°F	-	11.1 x 10 ⁻⁶ 6.1 x 10 ⁻⁶	11.9 x 10 ⁻⁶ 6.6 x 10 ⁻⁶
Thermal conductivity W/m •°C Btu in/ft ² h °F	-	21 ±2 145 ±14	25 ±0.5 173 ±3
Specific heat J/kg °C Btu /lb °F	460 0.11	-	-

COMPRESSIVE STRENGTH

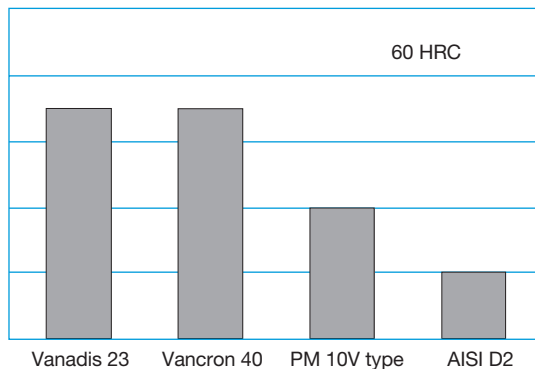
Approximately compressive strength vs. hardness is shown in the table below.

Hardness HRC	Compressive yield strength Rc0.2 (MPa)
58	2200
60	2500
62	2700
64	3000

UNNOTCHED IMPACT ENERGY

Unnotched impact energy for Uddeholm Vanadis 23 SuperClean, Uddeholm Vancron 40 SuperClean, a PM 10V type of steel and AISI D2 is shown below.

Unnotched impact energy, relative values



HEAT TREATMENT

SOFT ANNEALING

Protect the steel and heat through to 900°C (1650°F). Then cool in the furnace at 10°C/h (20°F/h) to 650°C (1200°F), then freely in air.

STRESS RELIEVING

After rough machining the tool should be heated through to 600–700°C (1110–1290°F), holding time 2 hours. Cool slowly to 500°C (930°F), then freely in air.

HARDENING

The hardenability for Uddeholm Vancron 40 SuperClean is equivalent to Uddeholm Vanadis 23 SuperClean, which ensures good through hardening properties at quenching in salt bath or gas quenching in vacuum furnace.

Pre-heating in two stages: 600–650°C (1110–1200°F) and 850–900°C (1560–1650°F).

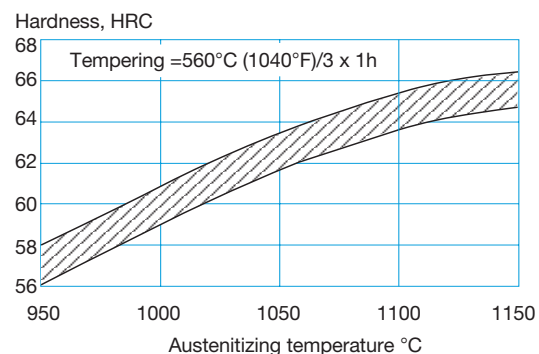
Austenitizing temperature: 950–1150°C (1740–2100°F) normally 1020°C (1870°F).

Holding time: 30 minutes (10 minutes at 1100°C (2010°F) and above).

The tool should be protected against decarburization and oxidation during hardening.

In some cases denitriding should also be considered. To avoid loss of nitrogen, which may lower the surface hardness, a minimum of 10 mbar and up to 3–400 mbar nitrogen overpressure is recommended during hardening. Alternatively the machining allowance could be increased.

Uddeholm Vancron 40 SuperClean can be heat treated to give a wide range of hardness. To achieve a hardness between 58–65 HRC the austenitizing temperature is varied in the range 950–1150°C (1740–2100°F). The recommended austenitizing temperature is 1020°C (1865°F) with 30 minutes holding time

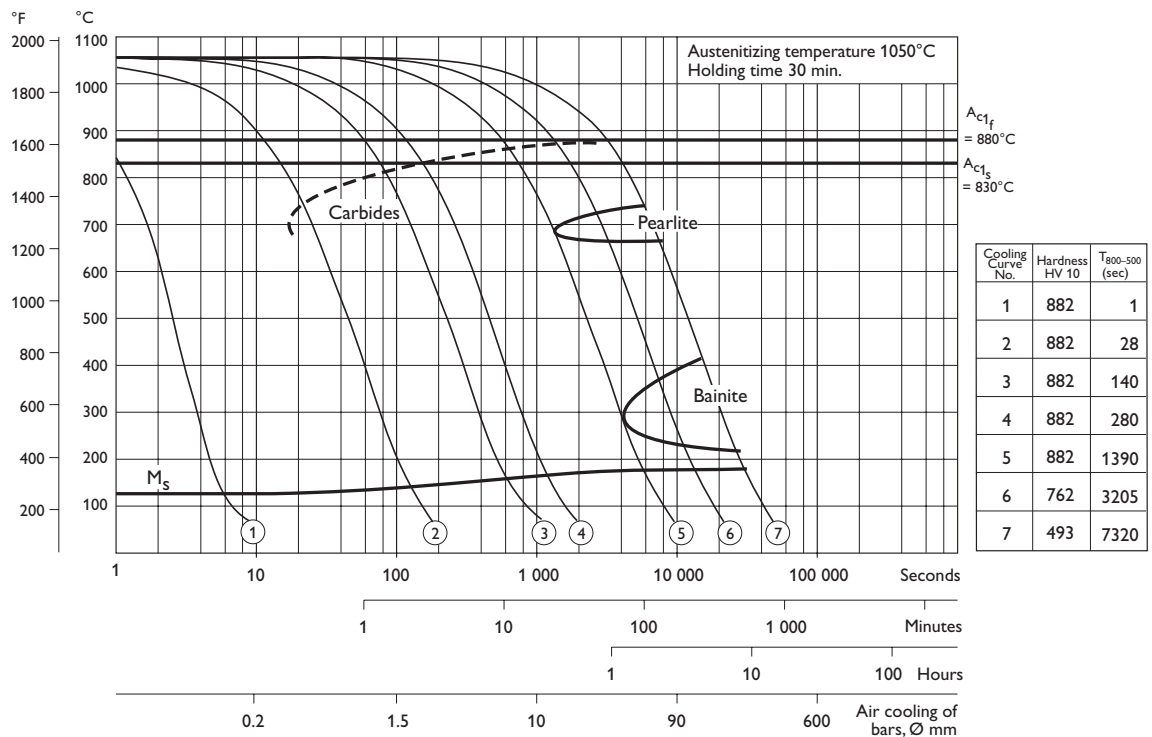


followed by quenching and tempering at 560°C (1040°F)/3 x 1 h resulting in a hardness of 60–62 HRC.

In order to avoid a too low working hardness it is recommended to austenitize at a higher hardening temperature than normal and if the hardness will be too high temper down the hardness to the right hardness level.

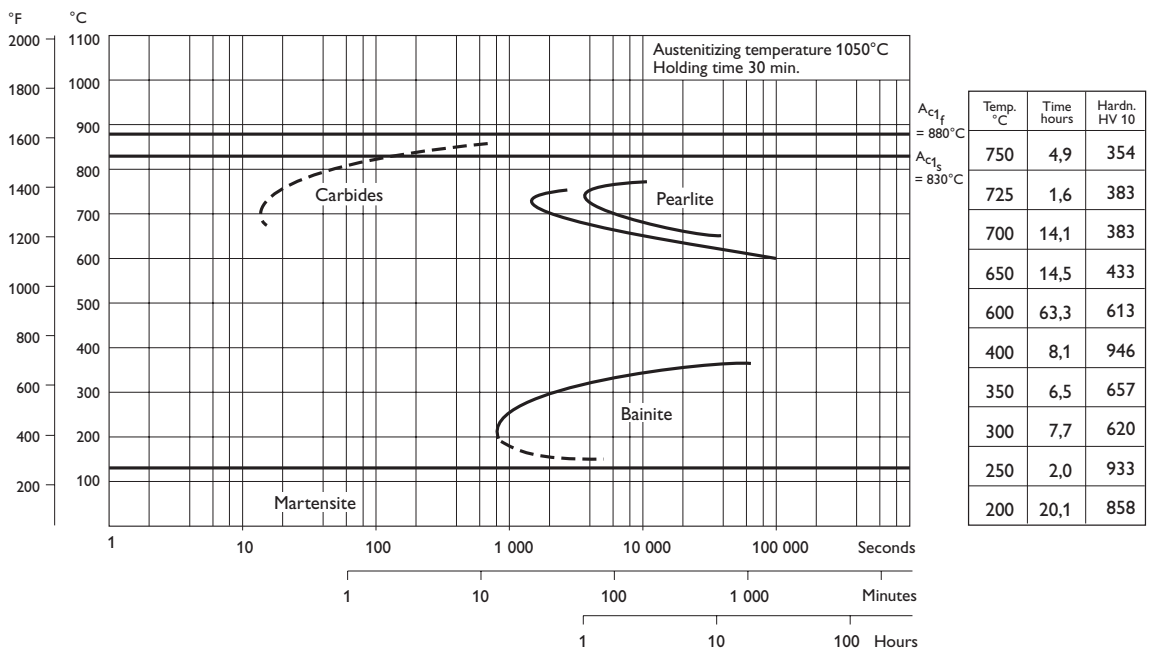
CCT-GRAPH (CONTINUOUS COOLING)

Austenitizing temperature 1050°C (1920°F). Holding time 30 minutes.



TTT-GRAPH (ISOTHERMAL TRANSFORMATION)

Austenitizing temperature 1050°C (1920°F). Holding time 30 minutes.



QUENCHING MEDIA

- Vacuum furnace with high speed gas at sufficient overpressure (2–5 bar)
- Martempering bath or fluidized bed at approx. 550°C (1020°F)
- Forced air/gas

Note 1: Quenching should be continued until the temperature of the tool reaches approx. 50°C (120°F). The tool should then be tempered immediately.

Note 2: For applications where maximum toughness is required use a martempering bath or a furnace with sufficient overpressure.

Note 3: We always recommend a sub-zero treatment when a hardening temperature above 1100°C (2100°F) has been used, see details in the paragraph to the right.

TEMPERING

For cold work applications tempering should always be carried out at 560°C (1040°F) irrespective of the austenitizing temperature. Temper three times for one hour at full temperature. The tool should be cooled to room temperature between the tempers.

The retained austenite content will be less than 3% after this tempering cycle.

DIMENSIONAL CHANGES

Dimensional changes after hardening and tempering.

Heat treatment: austenitizing between 950–1100°C (1740–2010°F)/30 minutes and tempering 3 x 1 h at 560°C (1040°F).

Specimen size: 50 x 50 x 50 mm (2" x 2" x 2") and 100 x 40 x 20 mm (4" x 1,5" x 1").

Dimensional changes: growth in length, width and thickness +0.04% to +0.20%.

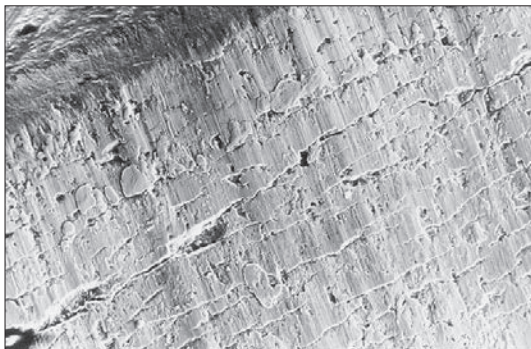
SUB-ZERO TREATMENT

Tools requiring maximum dimension stability in service can be sub-zero treated as follows:

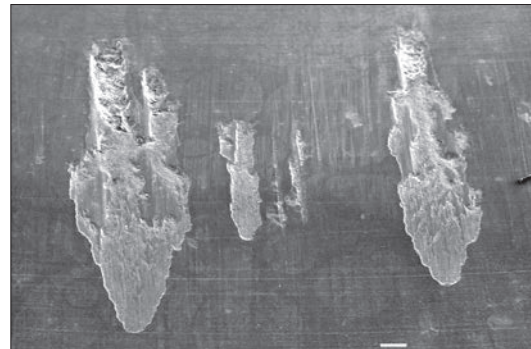
For the highest requirements on dimensional stability sub-zero treatment in liquid nitrogen is recommended after quenching and after each tempering at 560°C.

In less critical cases the tool should be sub-zero treated immediately after quenching to at least -70°C (-95°F), soaking time 1–3 h, followed by tempering at 560°C (1040°F) 1 hour x three times.

The sub-zero treatment leads to a reduction of the retained austenite content. For a high hardening temperature, > 1100°C (2010°F), we always recommend sub-zero treatment followed by four temperings at 560°C (1040°F) 1 hour, in order to reduce the retained austenite and improve the dimensional stability.



Adhesive wear.



Galling.

SURFACE TREATMENTS

Note: Uddeholm Vancron 40 SuperClean is designed to be used without surface coating as it contains a high amount of nitrogen and has already a form of internal surface coating.

Some cold work tools are given a surface treatment in order to reduce friction and increase tool wear resistance.

If extremely good resistance to galling is required in severe forming operations, Uddeholm Vancron 40 SuperClean can be surface coated. Recommended treatment is PVD with Ti(C, N) or TiAlN.

NITRIDING

A brief immersion in a special salt bath to produce a nitrided diffusion zone of 2–20 μm is recommended. This reduces the friction on the envelope surface of punches and has various other advantages.

PVD

Physical vapour deposition, PVD, is a method of applying a wear resistant coating at temperatures between 200–500°C (390–930°F). As Uddeholm Vancron 40 SuperClean is high temperature tempered at 560°C (1040°F) there is no danger of dimensional changes during PVD coating.

WEAR RESISTANCE

ADHESIVE WEAR



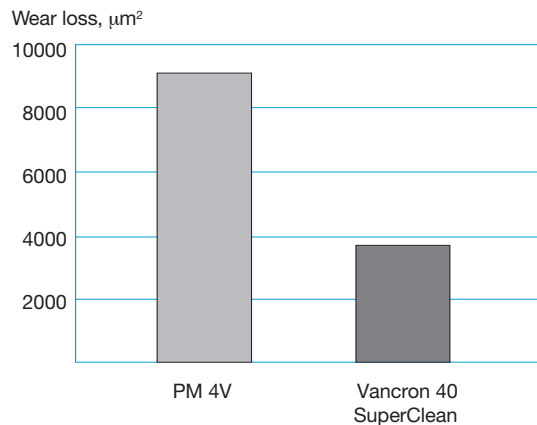
Wear resistance comparison.

Component: laboratory test strip.

Tool type: blanking punch.


Tool dimension: 10 x 40 mm.

Work material: 18/8 stainless steel SS 2331
1 mm thick.



TRIBOLOGICAL PROPERTIES— CASE STUDY

Cold forming die for producing a part of stainless steel for pump housing. Courtesy: Grundfos A/S, Denmark.



RESULTS

Uddeholm Steel /Surface coating	Vanadis 23 Uncoated	PM 10V Uncoated	Vancron 40 Uncoated
Part Produced	83 000	1 900 000	>18 000 000
Hardness HRC	62		64
Failure mechanism	Galling		Still running

Uddeholm Steel /Surface coating	Vanadis 23		
	Salt bath nitriding	PVD TiN	CVD TiC/TiN
Part Produced	160 000	130 000	2 000 000
Hardness HRC	62		
Failure mechanism	Galling		Delamination

CUTTING DATA RECOMMENDATIONS

The cutting data below are to be considered as guiding values which must be adapted to existing local conditions.

Further information can be found in the Uddeholm publication “Cutting data recommendations”.

TURNING

Cutting data parameters	Turning with carbide		Turning with HSS
	Rough turning	Fine turning	Fine turning
Cutting speed (v_c) m/min f.p.m.	110–160 361–525	160–200 525–660	20–25 22–83
Feed (f) mm/r i.p.r.	0.2–0.4 0.008–0.016	0.05–0.2 0.002–0.008	0.05–0.3 0.002–0.012
Depth of cut (a_p) mm inch	2–4 0.08–0.16	0.5–2 0.02–0.08	0.5–3 0.02–0.12
Carbide designation ISO	K20* Coated carbide	K15* Coated carbide or cermet	–

* Use a wear resistant Al_2O_3 coated carbide grade

DRILLING

HIGH SPEED STEEL TWIST DRILL

Drill diameter mm	inch	Cutting speed v_c		Feed f	
		m/min.	f.p.m.	mm/r	i.p.r.
– 5	–3/16	12–14*	40–46*	0.05–0.10	0.002–0.004
5–10	3/16–3/8	12–14*	40–46*	0.10–0.20	0.004–0.008
10–15	3/8–5/8	12–14*	40–46*	0.20–0.25	0.008–0.010
15–20	5/8–3/4	12–14*	40–46*	0.25–0.35	0.010–0.014

* For coated HSS drill $v_c = 22–24$ m/min. (72–79 f.p.m.)

CARBIDE DRILL

Cutting data parameters	Type of drill		
	Indexable insert	Solid carbide	Brazed carbide ¹⁾
Cutting speed, v_c m/min f.p.m.	140–160 462–528	80–100 264–330	50–60 165–197
Feed, f mm/r i.p.r.	0.05–0.15 ²⁾ 0.002–0.006 ²⁾	0.10–0.25 ²⁾ 0.004–0.010 ³⁾	0.15–0.25 ²⁾ 0.006–0.010 ⁴⁾

¹⁾ Drill with replaceable or brazed carbide tip

²⁾ Feed rate for drill diameter 20–40 mm (0.8”–1.6”)

³⁾ Feed rate for drill diameter 5–20 mm (0.2”–0.8”)

⁴⁾ Feed rate for drill diameter 10–20 mm (0.4”–0.8”)

MILLING

FACE AND SQUARE SHOULDER MILLING

Cutting data parameters	Milling with carbide	
	Rough milling	Fine milling
Cutting speed (v_c) m/min f.p.m.	80–100 262–330	100–120 330–396
Feed (f_z) mm/tooth inch/tooth	0.2–0.4 0.008–0.016	0.1–0.2 0.004–0.008
Depth of cut (a_p) mm inch	2–4 0.08–0.16	–2 –0.08
Carbide designation ISO	K20* Coated carbide	K15* Coated carbide or cermet

* Use a wear resistant Al_2O_3 coated carbide grade

END MILLING

Cutting data parameters	Type of mill		
	Solid carbide	Carbide indexable insert	High speed steel
Cutting speed (v_c) m/min f.p.m.	40–50 132–164	70–90 230–297	12–15 ¹⁾ 40–50 ¹⁾
Feed (f_z) mm/tooth inch/tooth	0.01–0.2 ²⁾ 0.0004–0.008 ²⁾	0.06–0.2 ²⁾ 0.002–0.008 ²⁾	0.01–0.3 ²⁾ 0.0004–0.012 ²⁾
Carbide designation ISO	–	K15 ³⁾	–

¹⁾ For coated HSS end mill $v_c = 20–30$ m/min. (66–99 f.p.m.)

²⁾ Depending on radial depth of cut and cutter diameter

³⁾ Use a wear resistant Al_2O_3 coated carbide grade

GRINDING

General grinding wheel recommendation is given below. More information can be found in the Uddeholm publication “Grinding of Tool Steel”.

Type of grinding	Annealed condition	Hardened condition
Face grinding straight wheel	A 46 HV	B151 R50 B3 ¹⁾ A 46 HV
Face grinding segments	A 36 GV	A 46 GV
Cylindrical grinding	A 60 KV	B151 R50 B3 ¹⁾ A 60 KV
Internal grinding	A 60 JV	B151 R75 B3 ¹⁾ A 60 IV
Profile grinding	A 100 IV	B126 R100 B6 ¹⁾ A 100 JV

¹⁾ If possible use CBN wheels for this application

ELECTRICAL-DISCHARGE MACHINING, EDM

Tools of Uddeholm Vancron 40 SuperClean can be produced with Electrical Discharge Machining (EDM) as long as the EDM layer is carefully removed. Fine grinding and polishing, and retempering the tool at approx. 535°C (995°F) is recommended.

Due to the extremely high nitrogen content in the steel, there are some general recommendations to be followed

POWER SETTINGS

A coarse pass with high power can result in release of nitrogen from the steel causing pitting.

As a general rule of thumb the EDM'ing of Uddeholm Vancron 40 SuperClean should be done with medium or fine passes using lower power setting.

FLUSHING

N-alloyed PM steels put higher demands on the flushing conditions. The On/Off time ratio should be low, i.e. shorter On time and longer Off time.

A general rule of thumb is that Off time should be twice the On time. When possible, use flushing through the electrode or through holes in the work piece. Higher viscosity of the dielectric liquid is also preferable due to better transportation of removed particles (can also give shorter EDM time and better surface finish).

ELECTRODES

For rough EDM operations graphite electrodes are recommended, preferably of high quality (small grain size, and/or Cu impregnated). A switched polarity might reduce sticking on electrode if that happens. For fine EDM use Cu or W/Cu electrodes. When Graphite electrodes must be used in fine EDM, high quality (small grain size, and/or Cu impregnated) is recommended.

RELATIVE COMPARISON OF UDDEHOLM COLD WORK TOOL STEEL

MATERIAL PROPERTIES AND RESISTANCE TO FAILURE MECHANISMS

Uddeholm grade	Hardness/ Resistance to plastic deformation	Machinability	Grindability	Dimension stability	Resistance to		Fatigue cracking resistance	
					Abrasive wear	Adhesive wear/Galling	Ductility/ resistance to chipping	Toughness/ gross cracking
Conventional cold work tool steel								
Arne	■	■	■	■	■	■	■	■
Calmax	■	■	■	■	■	■	■	■
Caldie (ESR)	■	■	■	■	■	■	■	■
Rigor	■	■	■	■	■	■	■	■
Sleipner	■	■	■	■	■	■	■	■
Sverker 21	■	■	■	■	■	■	■	■
Sverker 3	■	■	■	■	■	■	■	■
Powder metallurgical tool steel								
Vanadis 4 Extra*	■	■	■	■	■	■	■	■
Vanadis 8*	■	■	■	■	■	■	■	■
Vancron 40*	■	■	■	■	■	■	■	■
Powder metallurgical high speed steel								
Vanadis 23*	■	■	■	■	■	■	■	■
Vanadis 30*	■	■	■	■	■	■	■	■
Vanadis 60*	■	■	■	■	■	■	■	■
Conventional high speed steel								
AISI M2	■	■	■	■	■	■	■	■

* Uddeholm PM SuperClean tool steels

FURTHER INFORMATION

Please contact your local Uddeholm office for further information on the selection, heat treatment, application and availability of Uddeholm tool steel. For more information, please visit www.uddeholm.com

Uddeholm is the world's leading supplier of tooling materials. This is a position we have reached by improving our customers' everyday business. Long tradition combined with research and product development equips Uddeholm to solve any tooling problem that may arise. It is a challenging process, but the goal is clear – to be your number one partner and tool steel provider.

Our presence on every continent guarantees you the same high quality wherever you are. We act worldwide. For us it is all a matter of trust – in long-term partnerships as well as in developing new products.

For more information, please visit www.uddeholm.com