

UDDEHOLM NIMAX

Reliable and efficient tool steel is essential for good results. The same goes for achieving high productivity and high availability. When choosing the right steel many parameters must be considered, however by using a superior steel your productivity can be greatly improved. With excellent machinability and very good polishability you will spend less time to finish your product. This makes it much easier to meet your deadline. Uddeholm Nimax is a new steel grade for plastic moulding which provides several unique benefits.

SUPERIOR MACHINABILITY

This will give you the advantage of shorter machining time. In turn this means that it will be easier for you to meet your customers demands on delivery time. You will also benefit from lower cutting tool cost and increased availability of your machines.

INSTANT WELDING

– NO PREHEATING OR POST HEAT TREATMENT REQUIRED

Weld repairs, maintenance and design changes can be performed quicker, thus shortening the downtime during mould manufacturing and production. You will be very flexible and your production will run smoother and faster.

CONSISTENT TOOL PERFORMANCE

– LONGER TOOL LIFE

Uddeholm Nimax combines high hardness with a high toughness. This leads to a mould with good resistance to indentations and a minimum risk for unexpected failures, thereby leading to a more reliable tool and prolonged tool life.

REDUCE YOUR POLISHING COSTS

– ACHIEVE A BETTER SURFACE FINISH

With good structure and a low amount of inclusions you will spend considerably less time to achieve the desired surface finish.

Nimax® is a trade mark registered in the European Union and in the U.S.

This information is based on our present state of knowledge and is intended to provide general notes on our products and their uses. It should not therefore be construed as a warranty of specific properties of the products described or a warranty for fitness for a particular purpose.

Classified according to EU Directive 1999/45/EC

For further information see our "Material Safety Data Sheets".

Edition 5, 10.2009

The latest revised edition of this brochure is the English version, which is always published on our web site www.uddeholm.com



SS-EN ISO 9001
SS-EN ISO 14001

General

Uddeholm Nimax is a low carbon plastic mould steel delivered at a hardness of ~ 40 HRC.

Uddeholm Nimax is characterized by the following:

- Excellent machinability
- Very good welding properties
- Good polishing and texturing properties
- Good resistance against indentations
- High impact and fracture toughness
- Consistent properties through large sections

The excellent machinability and easy weldability, no preheating or post treatment necessary, reduce the manufacturing time and make the maintenance much easier. The high hardness in combination with a high toughness results in a mould with good resistance to indentations and a minimum risk for unexpected failures, leading to a safer mould and a prolonged tool life.

Typical analysis weight- %	C	Si	Mn	Cr	Mo	Ni
	0.1	0.3	2.5	3.0	0.3	1.0
Delivery condition	360–400 HB					
Colour code	Light blue/Dark blue					

Applications

Uddeholm Nimax is suitable for many different types of applications within the plastic segment. Its excellent machinability and high toughness also makes it suitable as a holder material as well as for many engineering applications.

Examples of applications are:

- Moulds for plastic injection
 - Packaging industry
 - Containers of different types
 - Automotive industry
 - Larger interior parts
 - Reflectors
 - Appliances
 - Panels and handles
- Holder material for forging and die casting dies
- Holder material for cutting tools
- Hot runner manifolds
- Structural components

Properties

Physical data

Temperature	20°C (68°F)	200°C (390°F)
Density kg/m ³ lbs/in ³	7 900 0.285	–
Modulus of elasticity N/mm ² psi	205 000 29.7 × 10 ⁶	–
Coefficient of thermal expansion per °C from 20°C °F from 68°F	–	12.4 × 10 ⁻⁶ 6.9 × 10 ⁻⁶
Thermal conductivity W/m · °C Btu in/(ft ² h °F)	–	28 194
Specific heat J/kg °C Btu/lb °F	460 0.11	–

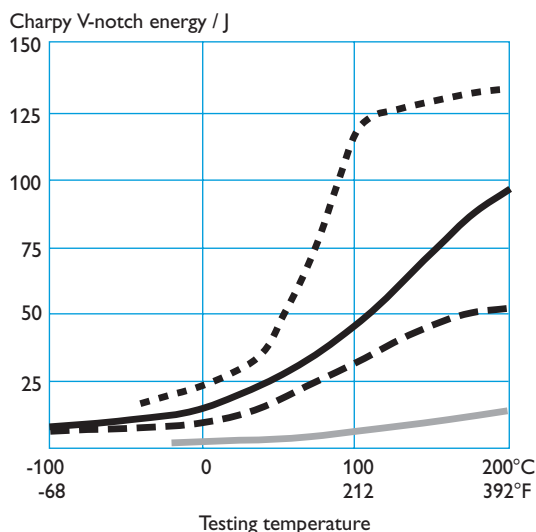
Mechanical properties

The properties are representative of samples taken from the centre of bars with dimension 596 × 296 mm unless otherwise is indicated. Values of different mechanical properties depend on dimension of original material, position and direction of samples as well as hardness and test temperature.

IMPACT TOUGHNESS

Specimens type: Charpy V, short transverse direction.

— · — · —	Uddeholm Nimax Size: 400 × 100 mm, 373 HB
— — — —	Uddeholm Nimax Size: 596 × 296 mm, 375 HB
— — — —	W.-Nr. 1.2738 Size: 300 × 100 mm, 325 HB
— — — —	W.-Nr. 1.2738 Size: 355 × 90 mm, 356 HB



The high impact toughness increases the safety against cracking failures.

TENSILE STRENGTH

Hardness ~370 HB.

Yield strength, R _{p0.2} MPa	785
Tensile strength, R _m MPa	1265
Elongation, %	11
Area contraction, %	47

COMPRESSIVE STRENGTH

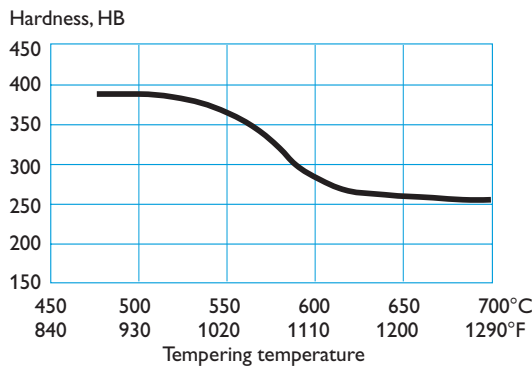
Hardness ~370 HB.

Compressive strength, R _{c0.2} MPa	1000
---	------

Heat treatment


Uddeholm Nimax is intended to be used in the delivery condition. The hardness cannot be increased by heat treatment, but can be decreased by tempering. **However, tempering is not recommended because it significantly decreases toughness in spite of the fact that the hardness is reduced.**

The following hardness reduction can be expected after 2 h at full temperature:



If the steel has been exposed to high temperature thus reducing toughness and hardness, the following procedure can be performed in order to restore the original condition:

Heat to 850°C (1560°F), holding time 30 min.
Cool in circulating air.



Refrigerator handle.

Surface treatment

Flame and induction hardening

The surface hardness of Uddeholm Nimax cannot be increased either by induction hardening or flame hardening.

Nitriding

Nitriding increases the surface hardness and wear resistance. For best result the following steps should be followed:

1. Rough machining
2. Temper at a temperature between 480–525°C (896–977°F) thus reducing the amount of stresses and retained austenite content. This will minimize later dimensional changes during the nitriding operation. Heat the mould up until it is heated through and let it cool down to room temperature
3. Finish machining/grinding
4. Nitriding

The following approximate nitriding depths and surface hardnesses can be expected:

	Surface hardness MHV (200g)	Depth after nitriding		
		10h mm (inch)	30h mm (inch)	60h mm (inch)
Gas nitriding at 510°C (950°F)	950	0.16 ¹⁾ (0.006 ¹⁾)	0.28 ¹⁾ (0.011 ¹⁾)	0.39 ¹⁾ (0.015 ¹⁾)
Plasma nitriding at 480°C (896°F)	1000	0.13 ²⁾ (0.005 ²⁾)	0.25 ¹⁾ (0.010 ¹⁾)	0.33 ¹⁾ (0.013 ¹⁾)

¹⁾ Not recommended
²⁾ Recommended

Nitriding at temperatures above 500°C (930°F) and times longer than 10 h is not recommended as it will reduce toughness and hardness significantly.

For more detailed information about nitriding contact your local Uddeholm office.

Case hardening

The surface hardness can be increased by case hardening. 2h at 850°C (1560°F) and a carbon activity of 0,65 followed by tempering 1 h at 170°C (340°F) gives a surface hardness of 650 MHV and a case hardening depth of 0.3 mm (0.012”).

Machining recommendations

The cutting data below are to be considered as guiding values which must be adapted to existing local conditions. More information can be found in the Uddeholm publication “Cutting data recommendations”.

Turning

Cutting data parameters	Turning with carbide		Turning with HSS Fine turning
	Rough turning	Fine turning	
Cutting speed (v_c) m/min. f.p.m.	110–150 360–492	150–200 492–656	10–15 33–49
Feed (f) mm/rev. i.p.r.	0.2–0.4 0.008–0.016	–0.3 –0.012	–0.3 –0.012
Depth of cut (a_p) mm inch	2–4 0.08–0.16	–2 –0.08	–2 –0.08
Carbide designation ISO	P20–P30 Coated carbide	P10 Coated carbide	–

Milling

FACE AND SQUARE SHOULDER MILLING

Cutting data parameters	Milling with carbide	
	Rough milling	Fine milling
Cutting speed (v_c) m/min. f.p.m.	80–150 262–492	150–180 492–590
Feed (f_z) mm/tooth in/tooth	0.2–0.4 0.008–0.016	0.1–0.2 0.004–0.008
Depth of cut (a_p) mm inch	2–5 0.08–0.2	– 2 – 0.08
Carbide designation ISO	P20 Coated carbide	P10–P20 Coated carbide or cermet

END MILLING

Cutting data parameters	Type of milling		
	Solid carbide	Carbide indexable insert	High speed steel
Cutting speed (v_c) m/min. f.p.m.	70–110 230–361	80–120 262–394	10–15 ¹⁾ 33–49 ¹⁾
Feed (f_z) mm/tooth in/tooth	0.03–0.20 ²⁾ 0.001–0.008 ²⁾	0.08–0.20 ²⁾ 0.003–0.008 ²⁾	0.05–0.35 ²⁾ 0.002–0.014 ²⁾
Carbide designation ISO	–	P20–P30	–

¹⁾ For coated HSS end mill $v_c = 25–30$ m/min. (82–98 f.p.m.)

²⁾ Depending on radial depth of cut and cutter diameter

Drilling

HIGH SPEED STEEL TWIST DRILL

Drill diameter		Cutting speed (v_c)		Feed (f)	
mm	inch	m/min	f.p.m.	mm/rev	i.p.r.
–5	–3/16	12–14*	39–46*	0.05–0.10	0.002–0.004
5–10	3/16–3/8	12–14*	39–46*	0.10–0.20	0.004–0.008
10–15	3/8 –5/8	12–14*	39–46*	0.20–0.25	0.008–0.010
15–20	5/8 –3/4	12–14*	39–46*	0.25–0.30	0.010–0.012

* For coated HSS drills $v_c = 18–20$ m/min. (59–66 f.p.m.)

CARBIDE DRILL

Cutting data parameters	Type of drill		
	Indexable insert	Solid carbide	Carbide tipped ¹⁾
Cutting speed (v_c) m/min. f.p.m.	150–170 492–558	100–130 328–426	90–110 296–360
Feed (f) mm/rev. i.p.r.	0.05–0.25 ²⁾ 0.002–0.010 ²⁾	0.10–0.25 ²⁾ 0.004–0.010 ²⁾	0.15–0.25 ²⁾ 0.006–0.010 ²⁾

¹⁾ Drills with replaceable or brased carbide tip

²⁾ Depending on drill diameter

Grinding

A general grinding wheel recommendation is given below. More information can be found in the Uddeholm publication “Grinding of Tool Steel”.

WHEEL RECOMMENDATION

Type of grinding	Wheel recommendation
Surface grinding straight wheel	A 46 HV
Surface grinding segments	A 36 GV
Cylindrical grinding	A 60 KV
Internal grinding	A 60 IV
Profile grinding	A 120 JV

Electrical discharge machining, EDM

Contrary to other steel grades, the heat affected surface layer achieved during EDM'ing will not be harder than the underlying steel. Consequently, the heat affected layer is more easily removed.

Welding

Preheating or post heat treatment is not necessary. However if severe strain conditions could be expected a stress relieving at 450°C (840°F) for 2h is recommended after welding.

Welding method	TIG	MMA
Preheating temperature	None	None
Filler material	Impax TIG Weld Nimax TIG-Weld	Impax Weld
Max interpass temperature	300°C (570°F)	
Cooling rate	Freely in air	
Hardness as welded	Impax TIG-Weld 320–340 HB Nimax TIG-Weld 360–400 HB	330–350 HB –
Post heat treatment	None / 450°C (840°F) 2h	

Nimax is also available as laser welding rod, composed to be compatible with Uddeholm Nimax. For further information see Uddeholm information leaflet “Uddeholm Laser Welding Rods”.



Chair support.

Photo etching

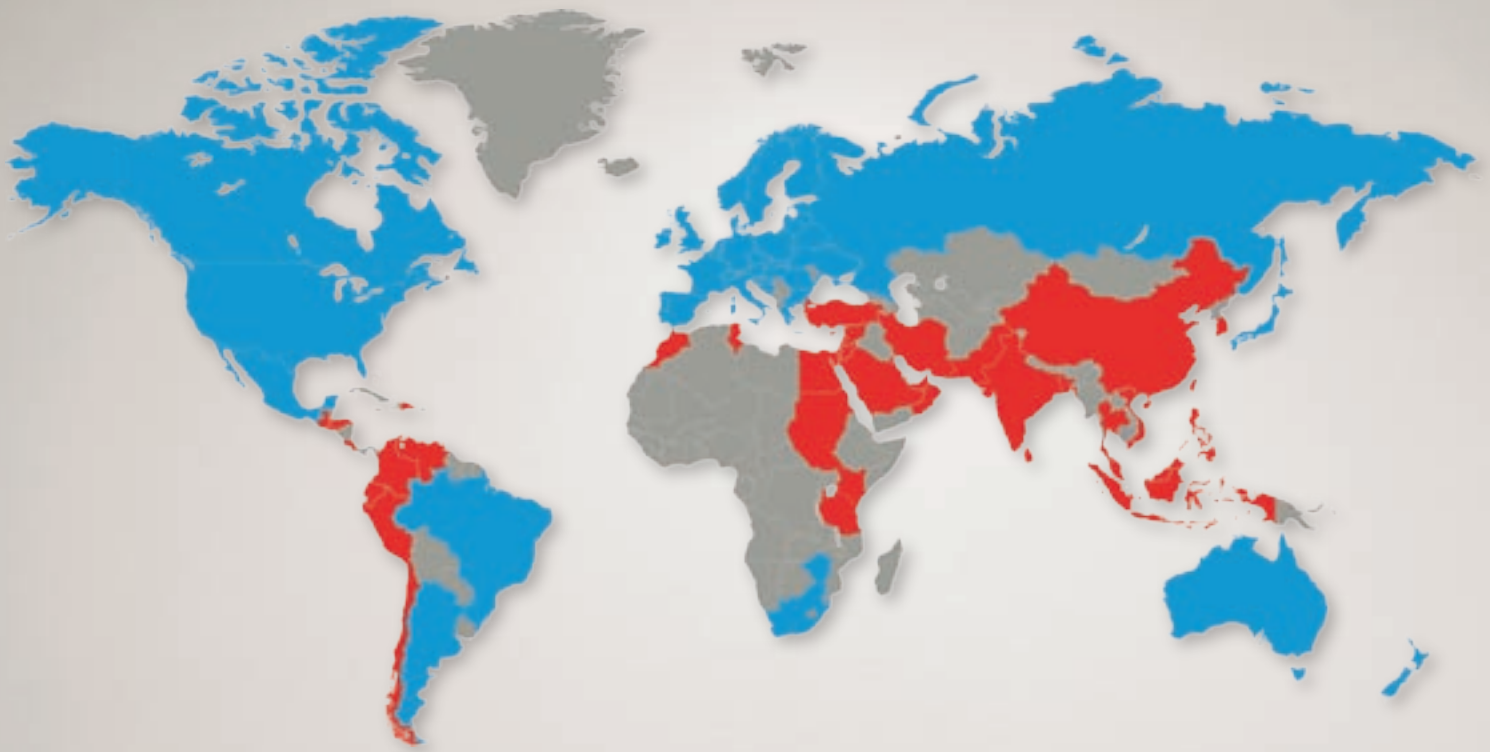
Uddeholm Nimax is very suitable for texturing by photo etching. The very low sulphur content and homogenous structure ensures an accurate and consistent pattern reproduction.

Polishing

Uddeholm Nimax has a very good polishability. The very low sulphur content and the homogenous structure ensures a good polishing result.

Further information

Please contact your local Uddeholm office for further information on the selection, heat treatment, application and availability of Uddeholm tool steel.



Network of excellence

UDDEHOLM is present on every continent. This ensures you high-quality Swedish tool steel and local support wherever you are. ASSAB is our wholly-owned subsidiary and exclusive sales channel, representing Uddeholm in various parts of the world. Together we secure our position as the world's leading supplier of tooling materials.

UDDEHOLM is the world's leading supplier of tooling materials. This is a position we have reached by improving our customers' everyday business. Long tradition combined with research and product development equips Uddeholm to solve any tooling problem that may arise. It is a challenging process, but the goal is clear – to be your number one partner and tool steel provider.

Our presence on every continent guarantees you the same high quality wherever you are. ASSAB is our wholly-owned subsidiary and exclusive sales channel, representing Uddeholm in various parts of the world. Together we secure our position as the world's leading supplier of tooling materials. We act worldwide, so there is always an Uddeholm or ASSAB representative close at hand to give local advice and support. For us it is all a matter of trust – in long-term partnerships as well as in developing new products. Trust is something you earn, every day.

For more information, please visit www.uddeholm.com, www.assab.com or your local website.

UD
WOR
RUST IS SOM
TRUST IS I
AUTOM
KINDING SU
TOUGHNESS STR
MATERIALS H
EDDING WATER
BYSTANDIN
RESULTS. M
CUSTOMER B
BILITY TRUST IS
AUTOMOTIVE
LEADING SU
INNOVATION
STRENGTH INNOVATION
WORLDWIDE PRE
SOMETHING YO
PROBLEM
THE WORL
NOMY THE
DUCTILITY TO
COMMITMENT PART
KNOWLEDGE UN
KNOWLEDGE
RELIAB
OF EXCEL
AUTOMOTIVE A
ECONOMY THE
TOTAL ECONOMY
DUCTILITY TOUGHNE
HARDNESS WORLDW
TRUST IS SOMETH
UNDERSTANDING MACHIN
RESULTS SOLVING PROB
ECONOMY THE WORL
STRENGTH IN
TOUGHNESS STRENGTH I
MATERIALS PARTN
UNDERSTANDING MACHIN
BILITY RELIABILITY RESU
LASTING TOOLS TOTAL
YOU EARN, EVERY DAY. LO
OF THINKING HIGH PE
OFTOOLING MATERIALS C
INNOVATION KNOWLEDGE
STRENGTH INNOVATION KNOW
REFERENCE LONG DURABILITY
TRUST IS SOMETHING YOU EARN,
PROBLEMS AUTOMOTIVE