

UDDEHOLM CORRAX

Uddeholm Corrax stainless moulds steel has a unique set of properties that makes it the ultimate choice in a large number of demanding applications.

Its superior resistance to corrosion combined with a hardness of up to 50 HRC makes it perfectly suited for moulds making:

- medical parts
- parts made of corrosive plastics, i.e. PVC
- parts made of rubber as well as for moulds running in clean room environment

The mould user can count on two major advantages: The outstanding stainless properties of Uddeholm Corrax cut maintenance costs dramatically. Constant cycle time can be kept during very long runs of production. The mould maker benefits greatly by the very simple heat treatment needed to get hardnesses from 32 to 50 HRC.

Uddeholm Corrax is a part of the Uddeholm Stainless Concept.

This information is based on our present state of knowledge and is intended to provide general notes on our products and their uses. It should not therefore be construed as a warranty of specific properties of the products described or a warranty for fitness for a particular purpose.

Classified according to EU Directive 1999/45/EC

For further information see our "Material Safety Data Sheets".

Edition 8, 10.2008

The latest revised edition of this brochure is the English version, which is always published on our web site www.uddeholm.com



SS-EN ISO 9001
SS-EN ISO 14001

General


Compared with conventional corrosion resistant tool steel, Uddeholm Corrax has the following advantages:

- Flexible hardness, 34–50 HRC, achieved by an ageing treatment in the temperature range 425–600°C (790–1110°F)
- Extremely good dimensional stability during the ageing
- High uniformity of properties also for large dimensions
- Very good weldability, no preheating necessary
- No hard “white” layer after EDM
- Corrosion resistance superior to that of AISI 420 and W.-Nr. 1.2083

Typical analysis %	C	Si	Mn	Cr	Ni	Mo	Al
	0.03	0.3	0.3	12.0	9.2	1.4	1.6
Delivery condition	Solution treated to ~34 HRC						
Colour code	Black/grey						

Applications

- Injection moulds for
 - corrosive plastics
 - rubber
 - medical and food industry
- Extrusion dies
- Plastic processing
 - screws
- Engineering parts



Uddeholm Corrax is a very suitable mould steel for plastic parts with complicated design.

Properties

Physical data

Aged to approx. 46 HRC.

Temperature	20°C (68°F)	200°C (390°F)	400°C (750°F)
Density kg/m ³ lbs/in ³	7 700 0.28	– –	– –
Modulus of elasticity N/mm ² psi	200 000 29 x 10 ⁶	190 000 28 x 10 ⁶	170 000 25 x 10 ⁶
Coefficient of thermal expansion per°C from 20°C per°F from 68°F	– –	11.7 x 10 ⁻⁶ 6.5 x 10 ⁻⁶	12.3 x 10 ⁻⁶ 6.8 x 10 ⁻⁶
Thermal conductivity W/m °C Btu in/ft ² h °F	– –	18 125	21 146

Mechanical data

Tensile strength at room temperature.

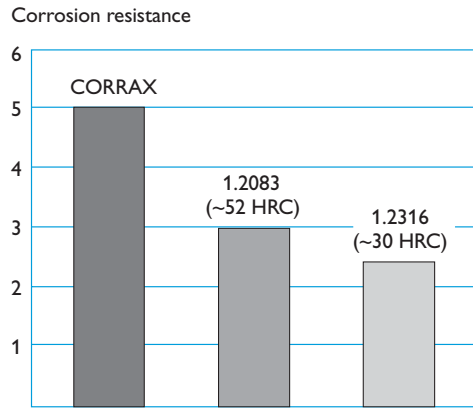
	Solution treated ~34 HRC	Aged to ~40 HRC	Aged to ~46 HRC	Aged to ~50 HRC
Yield strength Rp0,2 N/mm ² psi	700 100 000	1 000 150 000	1 400 200 000	1 600 230 000
Tensile strength Rm N/mm ² psi	1 100 160 000	1 200 170 000	1 500 220 000	1 700 250 000

Compressive strength at room temperature.

	Solution treated ~34 HRC	Aged to ~40 HRC	Aged to ~46 HRC	Aged to ~50 HRC
Rc0,2 N/mm ² psi	900 130 000	1 300 190 000	1 600 230 000	1800 260 000

Corrosion resistance

Uddeholm Corrax has a very good corrosion resistance, better than the corrosion resistant standard grades used for plastic moulding. The corrosion resistance is the same in all heat treated conditions (except after nitriding).



Uddeholm Corrax will withstand attacks from most corrosive plastics and diluted acids.

A mould made of Uddeholm Corrax will also have good resistance to humid working and storage conditions. Uddeholm Corrax also shows better resistance to stress corrosion cracking than standard hardenable corrosion resistant steel grades.

Heat treatment

Uddeholm Corrax is delivered in solution treated condition and can be used in the as-delivered condition. When, however, the steel is to be heat treated to a higher hardness, the following instructions may be helpful.

Stress relieving

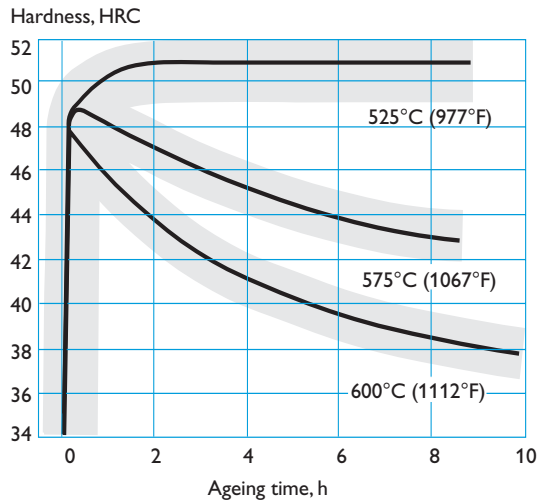
Stress relieving can not be performed as for other steel grades since an increase in temperature results in a higher hardness because of ageing effect.

Ageing

Uddeholm Corrax can be used in as-delivered condition.

Higher hardness is obtained by ageing. Suitable ageing parameters can be obtained from

the figure below. Ageing time means the time at the ageing temperature after the tool is fully heated through.



When the ageing time is reached, cool the tool in air to room temperature. Ageing at high temperature gives a better toughness compared with ageing to the same hardness at a lower temperature.

AGEING RECOMMENDATION

Ageing temperature/time	Hardness
525°C/4 h (977°F/4 h)*	49–52 HRC
575°C/4 h (1067°F/4 h)	44–47 HRC
600°C/4 h (1112°F/4 h)	40–43 HRC

* Ageing 49–52 HRC is only recommended when toughness is not important

If Uddeholm Corrax is used at temperatures higher than 200°C (390°F) the solution treated condition (delivery condition) is not recommended because ageing can occur during use.

Solution treatment

It is possible to solution treat Uddeholm Corrax, if aged, in order to get back to the delivery condition.

Solution treatment should be done at 850°C (1560°F), holding time 30 minutes. Cool in air.

Dimensional change

Ageing results in a small and uniform decrease in volume. The following shrinkage can be expected during ageing.

Ageing	Dimensional change %		
	Longitudinal direction	Transversal direction	Short transversal direction
525°C/2 h (977°F/2 h) ~50 HRC	-0.07	-0.07	-0.07
575°C/2 h (1067°F/3 h) ~46 HRC	-0.09	-0.09	-0.09
600°C/4h (1112°F/4h) ~40 HRC	-0.14	-0.14	-0.14

Cutting data recommendations

The cutting data below are to be considered as guiding values which must be adapted to existing local conditions. More information can be found in the Uddeholm publication “Cutting data recommendations”.

The recommendations, in the following tables, are valid for Uddeholm Corrax in solution treated condition approx. 34 HRC.

Turning

Cutting data parameters	Turning with carbide		Turning with high speed steel Fine turning
	Rough turning	Fine turning	
Cutting speed (v_c) m/min f.p.m.	110–160 360–525	160–210 525–690	13–18 43–59
Feed (f) mm/r i.p.r.	0.2–0.4 0.008–0.016	0.05–0.2 0.002–0.008	0.05–0.2 0.002–0.008
Depth of cut (a_p) mm inch	2–4 0.08–0.16	0.5–2 0.02–0.08	0.5–3 0.02–0.12
Carbide designation ISO	P20–P40 Coated carbide	P10 Coated carbide or cermet	–

Milling

FACE- AND SQUARE SHOULDER MILLING

Cutting data parameters	Milling with carbide	
	Rough milling	Fine milling
Cutting speed (v_c) m/min f.p.m.	70–90 230–295	90–110 295–360
Feed (f_z) mm/tooth inch/tooth	0.2–0.4 0.008–0.016	0.1–0.2 0.004–0.008
Depth of cut (a_p) mm inch	2–5 0.08–0.20	–2 –0.08
Carbide designation ISO	P20–P40 Coated carbide	P10–P20 Coated carbide or cermet

END MILLING

Cutting data parameters	Type of milling		
	Solid carbide	Carbide indexable insert	High speed steel
Cutting speed (v_c) m/min f.p.m.	60–100 200–328	70–110 230–360	20–25 ¹⁾ 66–82 ¹⁾
Feed (f_z) mm/tooth inch/tooth	0.006–0.20 ²⁾ 0.0002–0.008 ²⁾	0.06–0.20 ²⁾ 0.002–0.008 ²⁾	0.01–0.35 ²⁾ 0.0004–0.014 ²⁾
Carbide designation ISO	K10, P40	P20–P30	–

¹⁾ For coated HSS end mill $v_c = 35–45$ m/min. (115–148 f.p.m.)

²⁾ Depending on radial depth of cut and cutter diameter



Drilling

HIGH SPEED STEEL TWIST DRILL

Drill diameter		Cutting speed (v _c)		Feed (f)	
mm	inch	m/min	f.p.m.	mm/r	i.p.r.
– 5	–3/16	13–15*	43–49*	0.05–0.10	0.002–0.004
5–10	3/16–3/8	13–15*	43–49*	0.10–0.20	0.004–0.008
10–15	3/8–5/8	13–15*	43–49*	0.20–0.25	0.008–0.010
15–20	5/8–3/4	13–15*	43–49*	0.25–0.30	0.010–0.012

* The same cutting speed when using coated HSS drill
 v_c = 13–15 m/min. (43–49 f.p.m.)

CARBIDE DRILL

Cutting data parameters	Type of drill		
	Indexable insert	Solid carbide	Carbide tip ¹⁾
Cutting speed (v _c) m/min f.p.m.	180–200 590–656	100–130 328–427	50–70 164–230
Feed (f) mm/r i.p.r.	0.05–0.15 ²⁾ 0.002–0.006 ²⁾	0.10–0.25 ²⁾ 0.004–0.01 ²⁾	0.15–0.25 ²⁾ 0.006–0.01 ²⁾

¹⁾ Drill with replaceable or brazed carbide tip
²⁾ Depending on drill diameter

Grinding

A general grinding wheel recommendation is given below. More information can be found in the Uddeholm publication “Grinding of Tool Steel”.

Type of grinding	Delivery condition and aged condition
Face grinding straight wheel	A 46 GV
Face grinding segments	A 36 FV
Cylindrical grinding	A 60 JV
Internal grinding	A 60 IV
Profile grinding	A 120 JV

When good surface finish is required a SiC-wheel could be an alternative.

Photo-etching

Uddeholm Corrax has a very good corrosion resistance and a special process is thus required for chemical photo-etching. Fine patterns with shallow depths <0.04 mm (0.002”) are readily achievable.

EDM

Uddeholm Corrax can be EDM’d in the same way as ordinary tool steels. The “white layer” will, however, not be as hard and is therefore more easily removed.

Welding

Preheating is not necessary. When welding on Uddeholm Corrax in delivery condition, intermittent welding is recommended.

In order to obtain an even hardness, it is necessary to carry out a heat treatment after welding. The temperature and time are determined by the required hardness and the filler material. Corrax TIG-Weld is recommended to be used as filler material.

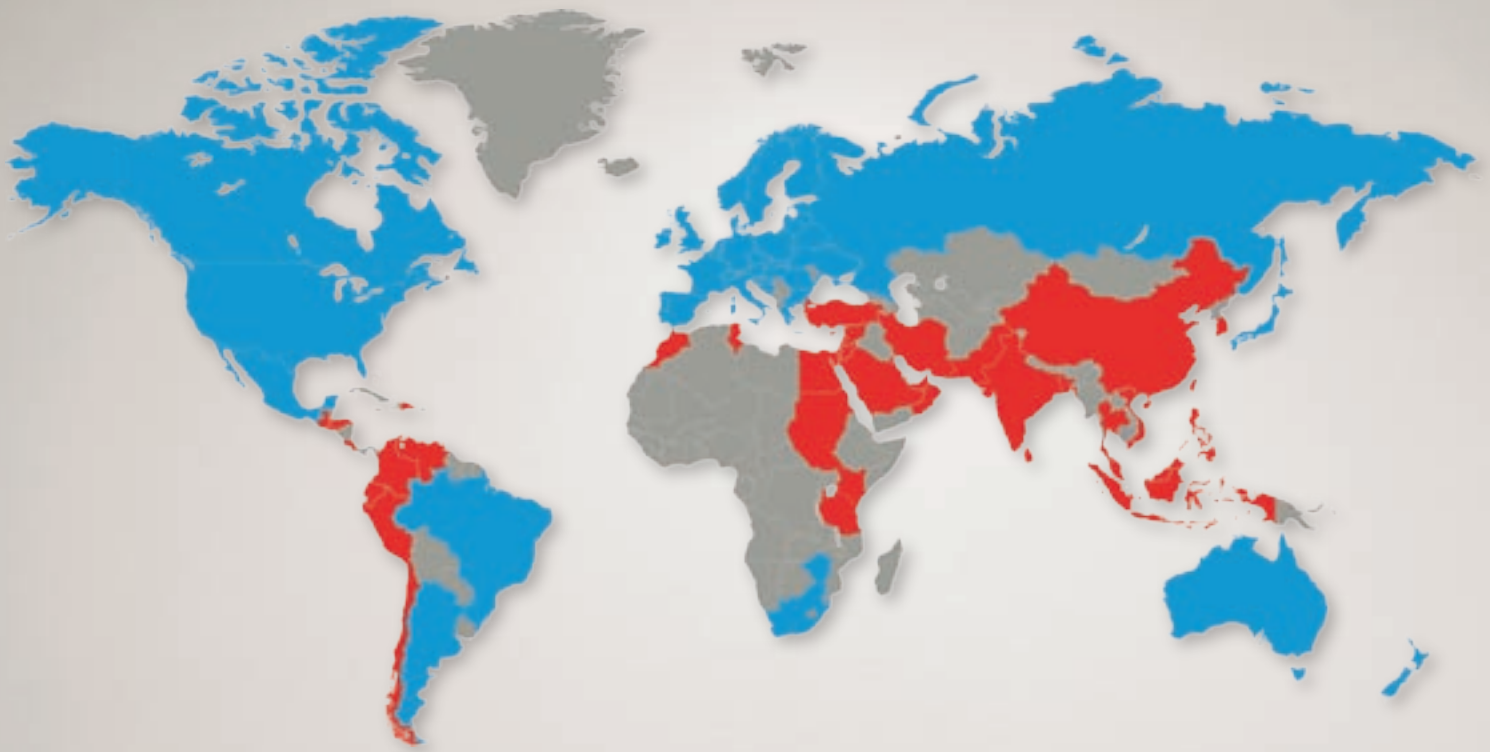
For further information, please contact your local Uddeholm office.

Property comparison chart

Uddeholm steel grade	Hardness HRC	Wear resistance	Corrosion resistance
CORRAX	34		
CORRAX	50		
MIRRAX ESR	50		
STAVAX ESR	52		
ELMAX	58		
RAMAX HH	37		
IMPAX SUPREME	32		

Further information

Please, contact your local Uddeholm office for further information on the selection, heat treatment, application and availability of Uddeholm tool steels.



Network of excellence

UDDEHOLM is present on every continent. This ensures you high-quality Swedish tool steel and local support wherever you are. ASSAB is our wholly-owned subsidiary and exclusive sales channel, representing Uddeholm in various parts of the world. Together we secure our position as the world's leading supplier of tooling materials.

UDDEHOLM is the world's leading supplier of tooling materials. This is a position we have reached by improving our customers' everyday business. Long tradition combined with research and product development equips Uddeholm to solve any tooling problem that may arise. It is a challenging process, but the goal is clear – to be your number one partner and tool steel provider.

Our presence on every continent guarantees you the same high quality wherever you are. ASSAB is our wholly-owned subsidiary and exclusive sales channel, representing Uddeholm in various parts of the world. Together we secure our position as the world's leading supplier of tooling materials. We act worldwide, so there is always an Uddeholm or ASSAB representative close at hand to give local advice and support. For us it is all a matter of trust – in long-term partnerships as well as in developing new products. Trust is something you earn, every day.

For more information, please visit www.uddeholm.com, www.assab.com or your local website.

UD
WOR
RUST IS SOM
TRUST IS I
AUTOMOTIVE
KINDING SU
TOUGHNESS ST
MATERIALS H
EDDING WATER
BYSTANDIN
RESULTS. M
CUSTOMER B
BILITY TRUST IS
AUTOMOTIVE
LEADING SU
INNOVATION
STRENGTH INNOVATION
WORLDWIDE PRE
SOMETHING YO
PROBLEM
THE WORL
NOMY THE
DUCTILITY TO
COMMITMENT PART
KNOWLEDGE UN
KNOWLEDGE
RELIAB
OF EXCEL
AUTOMOTIVE A
ECONOMY THE
TOTAL ECONOMY
DUCTILITY TOUGHNE
HARDNESS WORLDW
TRUST IS SOMETH
UNDERSTANDING NACHIK
RESULTS. SOLVING PROB
ECONOMY THE WORL
STRENGTH IN
TOUGHNESS STRENGTH I
MATERIALS PARTN
UNDERSTANDING NACHIK
BILITY RELIABILITY RESU
LASTING TOOLS TOTAL
YOU EARN, EVERY DAY. LO
OF THINKING HIGH PE
OFTOOLING MATERIALS C
INNOVATION KNOWLEDGE
STRENGTH INNOVATION KNOW
REFERENCE LONG DURABILITY
TRUST IS SOMETHING YOU EARN,
PROBLEMS AUTOMOTIVE